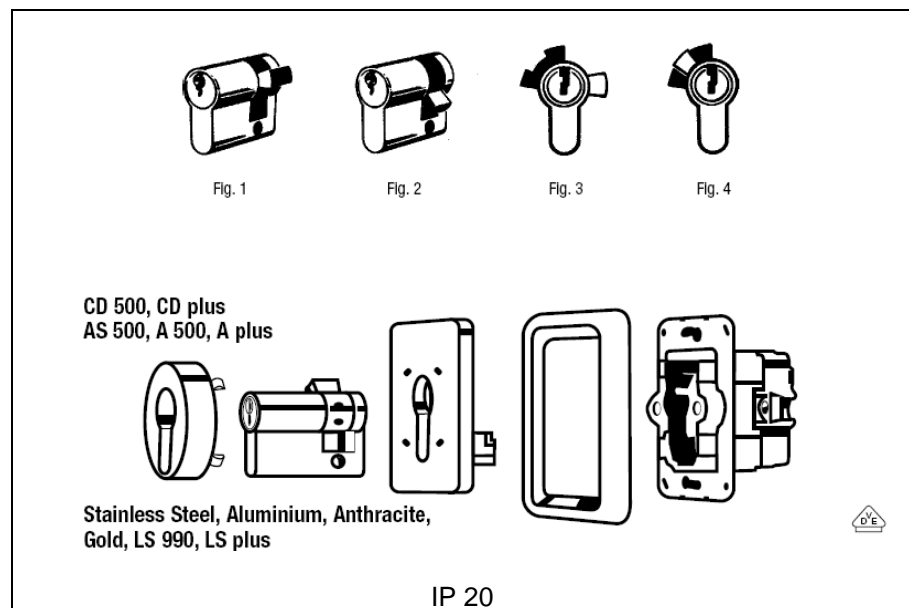


Operating Instructions Key switches for profile cylinders acc. to DIN 18 252 with a total length of approx. 40 mm




1. Installation

Profile cylinders are equipped with an adjustable key-bit. Adjustment is possible by pressing the pin at the back. We recommend using key-bit position 3 h or 5 h (Fig. 1 – 3) so that the key can be returned to the initial position and taken out after each switching operation. The cover plate is locked in keybit position 3 h + 5 h (for water-protected execution only in connection with locking plate 18 V). If the key-bit is inserted into the switch-fork (Fig. 4), direct switching is possible. However the key can only be taken out in the OFF position. There is no locking of the cover plate.



Flat version



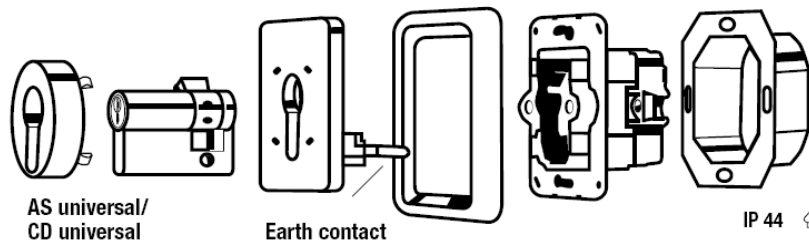
AS 500, A 500, A plus,
Stainless Steel, Aluminium, Anthracite, Gold, LS 990, LS plus

IP 20

AS universal / CD universal


Profile cylinder must also be earthed!

1. Connect earth wire with the switch insert.
2. Connect earth contact by using the attached screw and plate with profile cylinder.
3. Only 1-pole wirings possible.



AS universal/
CD universal

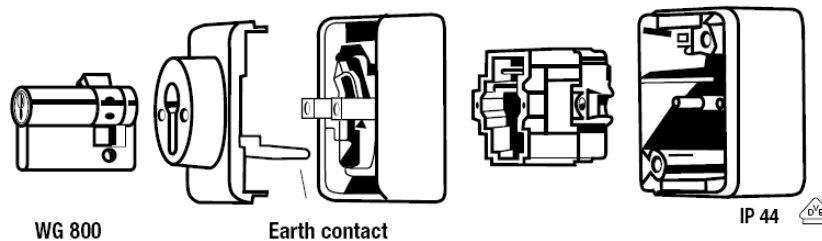
Earth contact

IP 44 

WG 800


Profile cylinder must also be earthed!

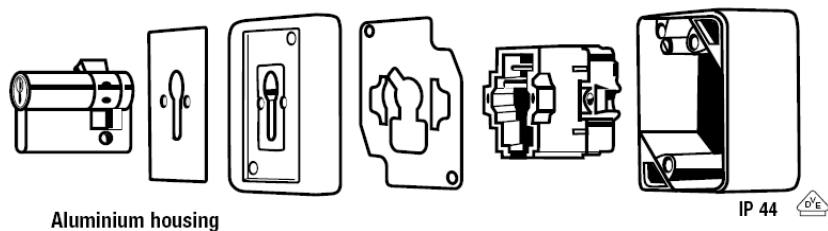
1. Connect earth wire with the switch insert.
2. Connect earth contact by using the attached screw and plate with profile cylinder.
3. Only 1-pole wirings possible.




WG 800

Earth contact

IP 44 

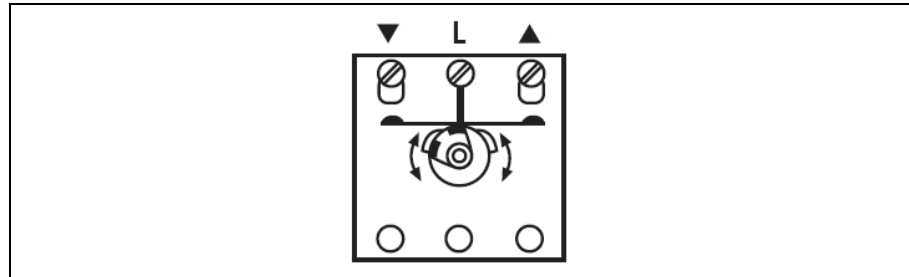


Aluminium housing

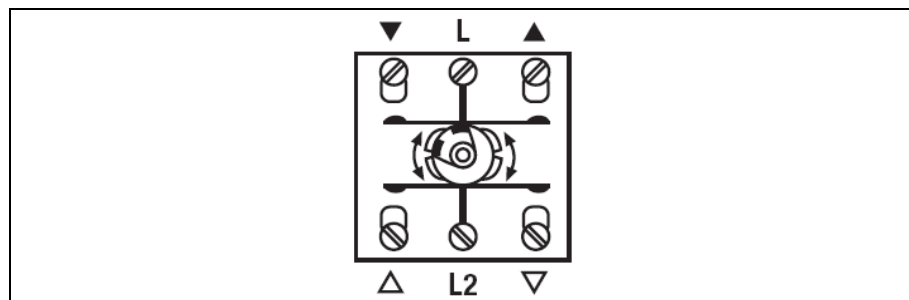
IP 44 

2. Contact assignments

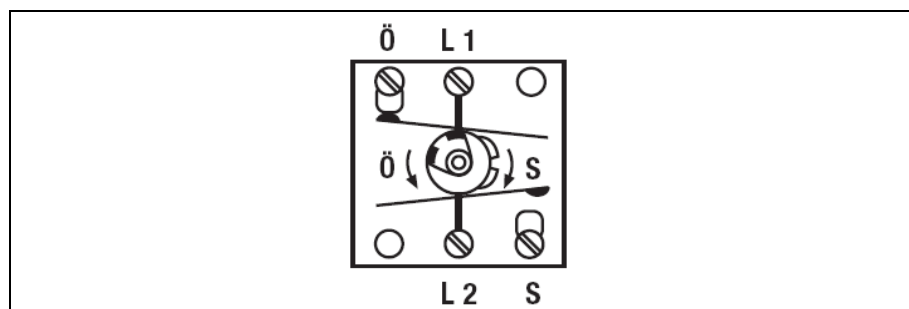
Venetian blind push-button 134.15, 134.18
1-pole, 10 AX 250 V ~



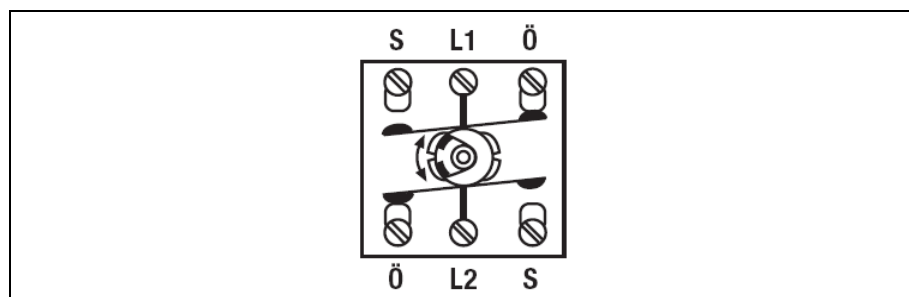
Venetian blind push-button 134.28, 834.28 G
Venetian blind switch 104.28, 804.28 G
2-pole, 10 AX 250 V ~



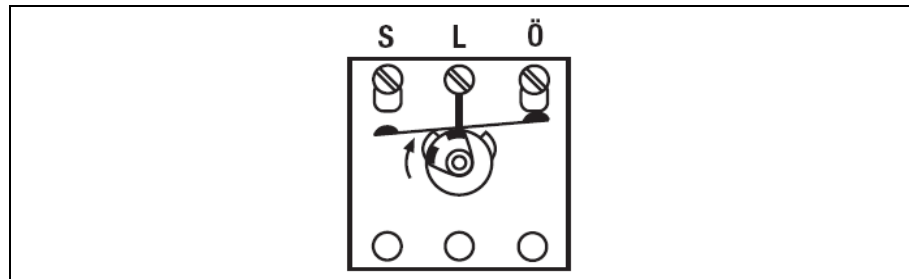
Push-button 138.18
1-pole, make/break contact, 10 AX / 250 V ~



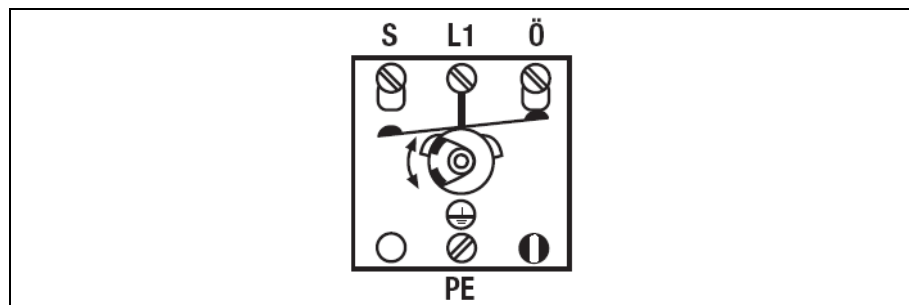
Switch 106.28, 806.28 G
2-pole, 2-way, 16 AX 250 V ~



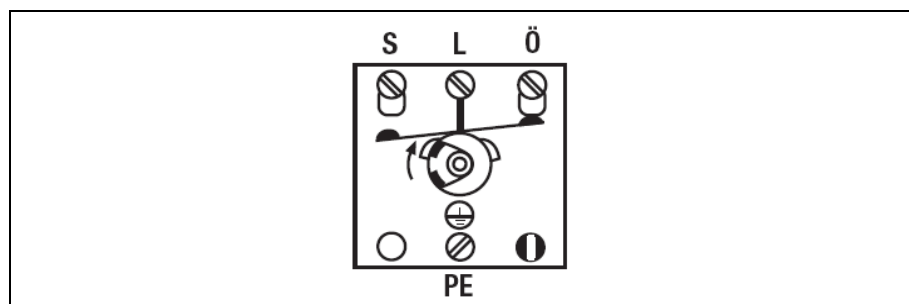
Push-button 133.15, 133.18, 833.18 G
1-pole, 2-way, 10 AX 250 V ~



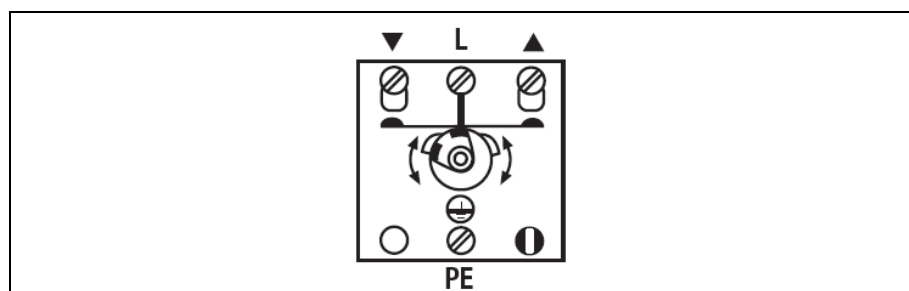
Switch CD 106.18 WU, 806.18 W
1-pole, 2-way, 16 AX 250 V ~



Push-button CD 133.18 WU, 833.18 W
1-pole, 2-way, 10 AX 250 V ~



Venetian blind push-button
134.15 (no earth contact), CD 134.18 WU, 834.18 W
Venetian blind switch
104.15 (no earth contact), CD 104.18 WU, 804.18 W
1-pole, 10 AX 250 V ~



3. Guarantee

Our products are under guarantee within the scope of the statutory provisions.

Please return the unit postage paid to our central service department giving a brief description of the fault:

ALBRECHT JUNG GMBH & CO. KG

Service-Center

Kupferstr. 17-19

D-44532 Lünen

Service-Line: +(49) 23 55 . 80 65 51

Telefax: +(49) 23 55 . 80 61 65

E-Mail: mail.vka@jung.de

General equipment

Service-Line: +(49) 23 55 . 80 65 55

Telefax: +(49) 23 55 . 80 62 55


E-Mail: mail.vkm@jung.de

KNX equipment

Service-Line: +(49) 23 55 . 80 65 56

Telefax: +(49) 23 55 . 80 62 55

E-Mail: mail.vkm@jung.de

 The CE-Sign is a free trade sign addressed exclusively to the authorities and does not include any warranty of any properties.